



Appendix B - University of Iowa Hot Work Permit




HOT WORK PERMIT



STOP!
Avoid hot work when possible! Consider using an alternative cold work method.

This Hot Work Permit is required for any temporary operation involving open flames or producing heat and/or sparks conducted outside a Hot Work Designated Area. This includes, but is not limited to: brazing, cutting, grinding, soldering, torch-applied roofing and welding.

| Instructions for Permit Authorizer/Fire Safety Supervisor | Part 1 | Required Precautions |
|---|--|--|
| <ol style="list-style-type: none"> 1. Specify the precautions to take. 2. Fill out and keep Part 1 during the hot work process. 3. Issue Part 2 to the person doing the job. 4. Keep Part 2 on file for future reference, including signed confirmation that the post-work fire watch and monitoring have been completed. 5. Sign off final check on Part 2. | <input type="checkbox"/> Y <input type="checkbox"/> NA | <ul style="list-style-type: none"> <input type="checkbox"/> The fire pump is in operation and switched to automatic. <input type="checkbox"/> Control valves to water supply for sprinkler system are open. <input type="checkbox"/> Extinguishers are in service/operable. <input type="checkbox"/> Hot work equipment is in good working condition. <p>Requirements within 35 ft. (10 m) of hot work</p> <ul style="list-style-type: none"> <input type="checkbox"/> Shield combustible construction using FM Approved welding pads, blankets and curtains. <input type="checkbox"/> Remove combustibles or shield nonremovable combustibles using FM Approved welding pads, blankets and curtains. <input type="checkbox"/> Isolate potential sources of flammable gas, ignitable liquid or combustible dust/lint (e.g., shut down equipment). <input type="checkbox"/> Remove ignitable liquid, combustible dust/lint and combustible residues. <input type="checkbox"/> Shut down ventilation and conveying systems. <input type="checkbox"/> Remove combustibles and consider a second fire watch on opposite side of floor, wall, ceiling or roof when openings exist or thermally conductive materials pass through. <input type="checkbox"/> Does site contain combustible construction (with or without concealed spaces), warehousing, or other heavy combustibles? If yes, treat as "Hot Work High-Risk Area" and provide ADDITIONAL REQUIRED PRECAUTIONS below. <input type="checkbox"/> Is work on a combustible roof? If yes, treat as a "Hot Work High-Risk Area" and provide ADDITIONAL REQUIRED PRECAUTIONS below. <p>Hot work on/in closed equipment, ductwork and piping</p> <ul style="list-style-type: none"> <input type="checkbox"/> Isolate equipment from service. <input type="checkbox"/> Remove ignitable liquid and purge flammable gas/vapor. <input type="checkbox"/> Remove combustible dust/lint or other combustible materials. <input type="checkbox"/> Is work on/in equipment with nonremovable combustible linings or parts? If yes, treat as a "Hot Work High-Risk Area" and provide ADDITIONAL REQUIRED PRECAUTIONS below. <p>Fire watch/fire monitoring the hot work area</p> <ul style="list-style-type: none"> <input type="checkbox"/> Perform a continuous fire watch during hot work. <input type="checkbox"/> Perform a continuous fire watch following hot work completion for 60 minutes. <input type="checkbox"/> Perform a final checkup of the area following the fire watch after hot work completion. <p>ADDITIONAL REQUIRED PRECAUTIONS:</p> <ul style="list-style-type: none"> <input type="checkbox"/> "Hot Work High-Risk Area" — perform fire monitoring following fire watch completion for 3 hours. |
| <p>HOT WORK BY</p> <input type="checkbox"/> Employee <input type="checkbox"/> Contractor _____ | | |
| <p>DATE _____ JOB NUMBER _____</p> | | |
| LOCATION OF WORK (BUILDING/FLOOR/OBJECT) | | |
| WORK TO BE PERFORMED | | |
| NAME OF PERSON PERFORMING HOT WORK | | |
| NAME OF PERSON PERFORMING FIRE WATCH | | |
| <p>I verify the above location has been examined, the Required Precautions have been taken, and permission is authorized for this work.</p> | | |
| PERMIT AUTHORIZER/FIRE SAFETY SUPERVISOR (PRINT AND SIGN) | | |
| <p>THIS PERMIT EXPIRES ON (LIMIT AUTHORIZATION TO ONE SHIFT):</p> <p>DATE: _____ TIME: _____ AM/PM _____</p> | | |
| <p><i>Note:</i> Emergency notification on back of form. Use as appropriate for your facility.</p> | | |
| <p>Need more permits? Order additional Hot Work Permits at fmglobalcatalog.com; or, download the FM Global Hot Work Permit App via fmglobal.com/apps.</p> | | |
|  <p>F2630UIOWA © 2016 FM Global. (Rev. 05/2017) All rights reserved.</p> | | |



WARNING



HOT WORK IN PROGRESS! Watch for fire!

Instructions

Person performing hot work: Record time started and display permit at hot work area. After hot work is completed, record time and leave permit displayed for fire watch.

Fire watch: Watch area during hot work and after work completion. Prior to leaving area, perform final inspection, sign, leave permit displayed and notify Fire Monitor or Permit Authorizer/Fire Safety Supervisor.

Fire Monitor: Monitor area after post-work fire watch completion. Perform final inspection, sign and return to Permit Authorizer/Fire Safety Supervisor.

HOT WORK BY

- Employee
- Contractor _____

DATE

JOB NUMBER

LOCATION OF WORK (BUILDING/FLOOR/OBJECT)

WORK TO BE PERFORMED

NAME OF PERSON PERFORMING HOT WORK

NAME OF PERSON PERFORMING FIRE WATCH

I verify the above location has been examined, the Required Precautions have been taken, and permission is authorized for this work.

PERMIT AUTHORIZER/FIRE SAFETY SUPERVISOR (PRINT AND SIGN)

THIS PERMIT EXPIRES ON (LIMIT AUTHORIZATION TO ONE SHIFT):

| DATE: | TIME: | AM/PM |
|---|--------------|-------|
| Hot Work Date: | Start Time: | am/pm |
| | Finish Time: | am/pm |
| Post-Work Fire Watch | Finish Time: | am/pm |
| Name | | |
| Fire Monitor <input type="checkbox"/> Person <input type="checkbox"/> Other | Finish Time: | am/pm |
| Name/Other | | |
| Final Check | Time: | am/pm |
| Name | | |

F2630UIOWA © 2016 FM Global. (05/2017) All rights reserved.

Part 2

Y NA

- The fire pump is in operation and switched to automatic.
- Control valves to water supply for sprinkler system are open.
- Extinguishers are in service/operable.
- Hot work equipment is in good working condition.

Required Precautions

Requirements within 35 ft. (10 m) of hot work

- Shield combustible construction using FM Approved welding pads, blankets and curtains.
- Remove combustibles or shield nonremovable combustibles using FM Approved welding pads, blankets and curtains.
- Isolate potential sources of flammable gas, ignitable liquid or combustible dust/lint (e.g., shut down equipment).
- Remove ignitable liquid, combustible dust/lint and combustible residues.
- Shut down ventilation and conveying systems.
- Remove combustibles and consider a second fire watch on opposite side of floor, wall, ceiling or roof when openings exist or thermally conductive materials pass through.
- Does site contain combustible construction (with or without concealed spaces), warehousing, or other heavy combustibles? If yes, treat as "Hot Work High-Risk Area" and provide **ADDITIONAL REQUIRED PRECAUTIONS** below.
- Is work on a combustible roof? If yes, treat as a "Hot Work High-Risk Area" and provide **ADDITIONAL REQUIRED PRECAUTIONS** below.

Hot work on/in closed equipment, ductwork and piping

- Isolate equipment from service.
- Remove ignitable liquid and purge flammable gas/vapor.
- Remove combustible dust/lint or other combustible materials.
- Is work on/in equipment with nonremovable combustible linings or parts? If yes, treat as a "Hot Work High-Risk Area" and provide **ADDITIONAL REQUIRED PRECAUTIONS** below.

Fire watch/fire monitoring the hot work area

- Perform a continuous fire watch during hot work.
- Perform a continuous fire watch following hot work completion for 60 minutes.
- Perform a final checkup of the area following the fire watch after hot work completion.

ADDITIONAL REQUIRED PRECAUTIONS:

- "Hot Work High-Risk Area" — perform fire monitoring following fire watch completion for 3 hours.

WARNING!

HOT WORK IN PROGRESS Watch for fire!

In case of emergency, call the contacts listed below
before attempting to extinguish the fire.

| Number |
|-----------------|
| UI Campus - 911 |
| UIHC - 195 |
| |
| |
| |
| |

WARNING!

