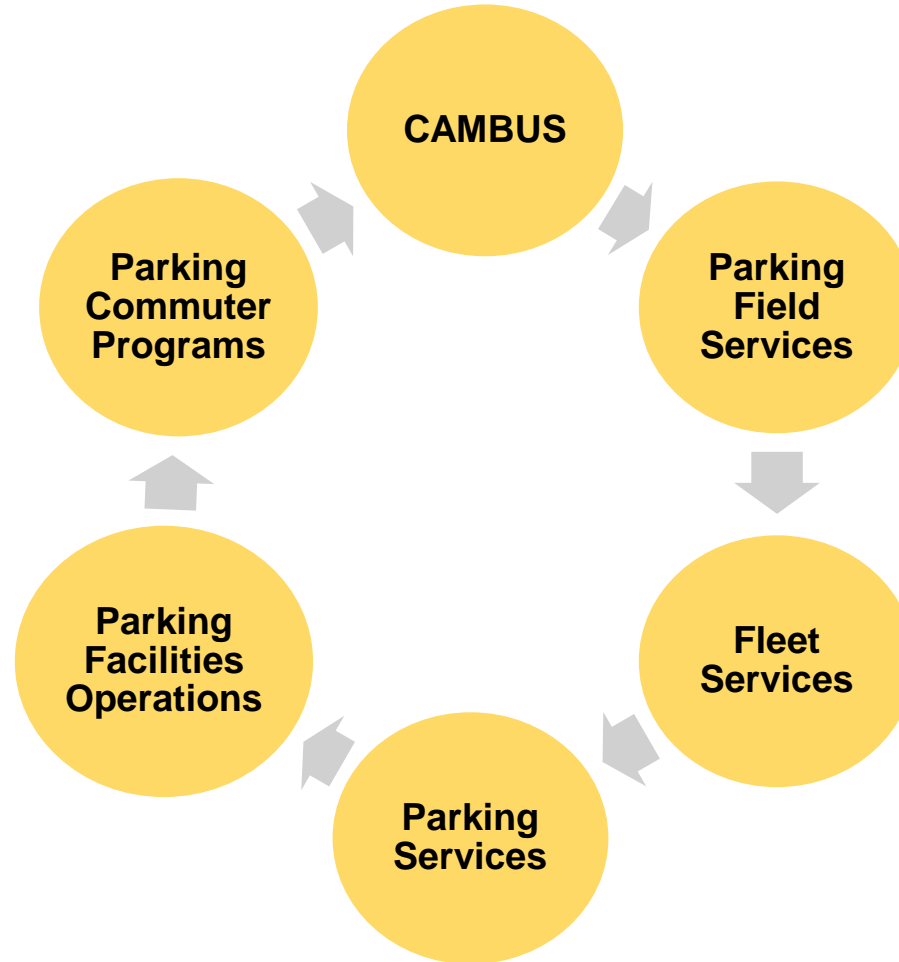
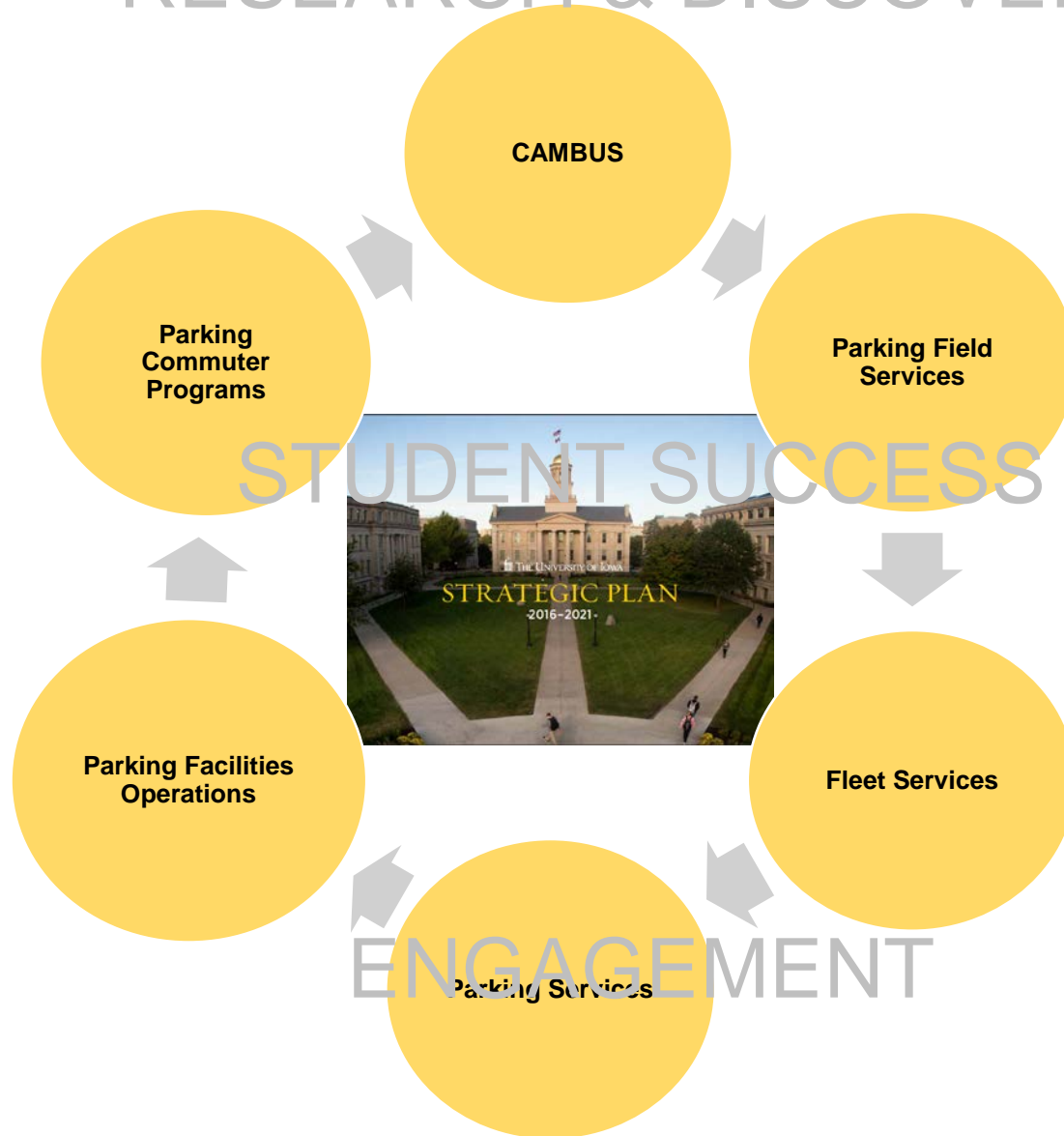


# PARKING AND TRANSPORTATION

69 Full time employees - 386 Part time employees



# RESEARCH & DISCOVERY



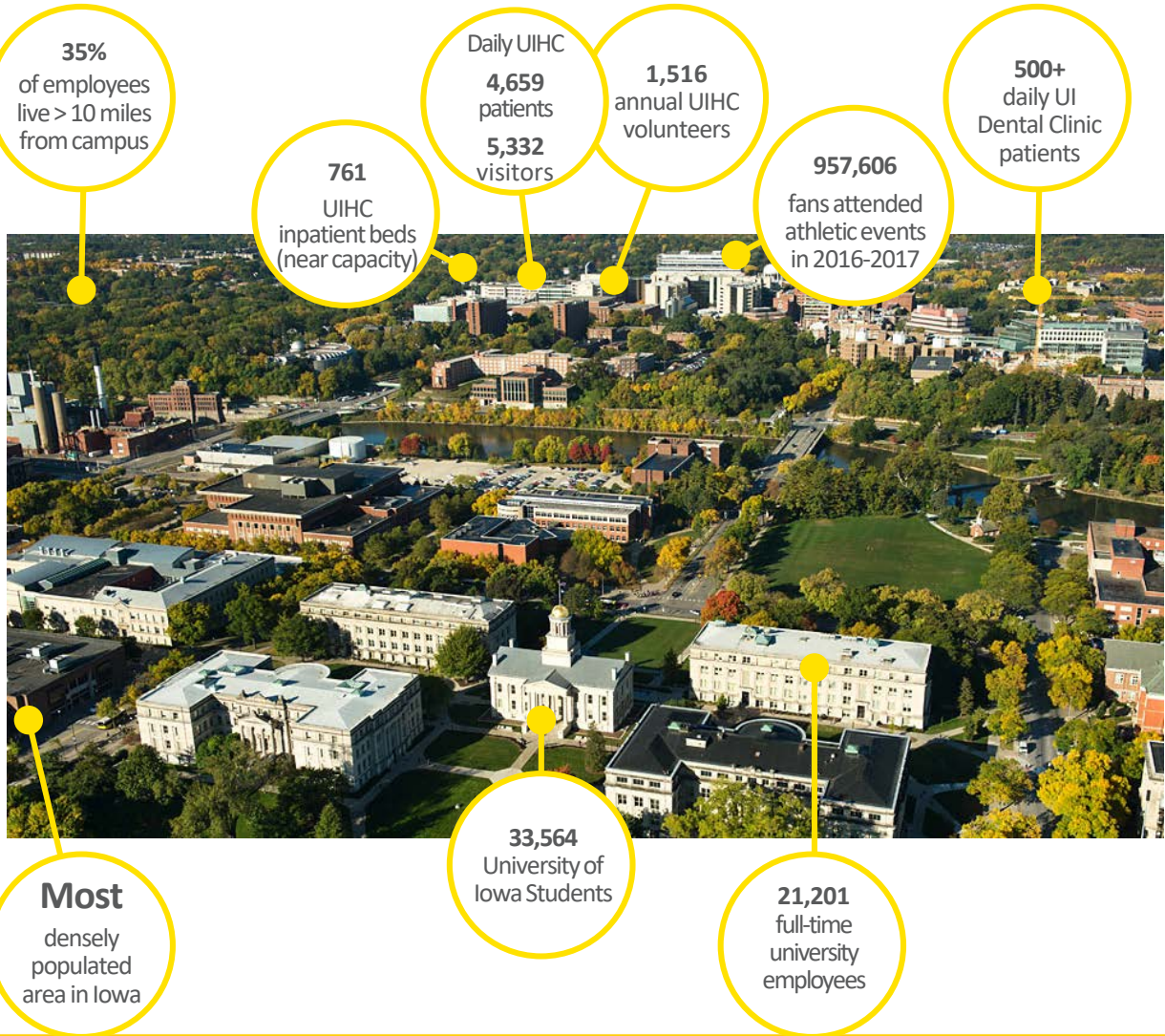
# PARKING AND TRANSPORTATION | CAMPUS SNAPSHOT

## A DIVERSE ENVIRONMENT

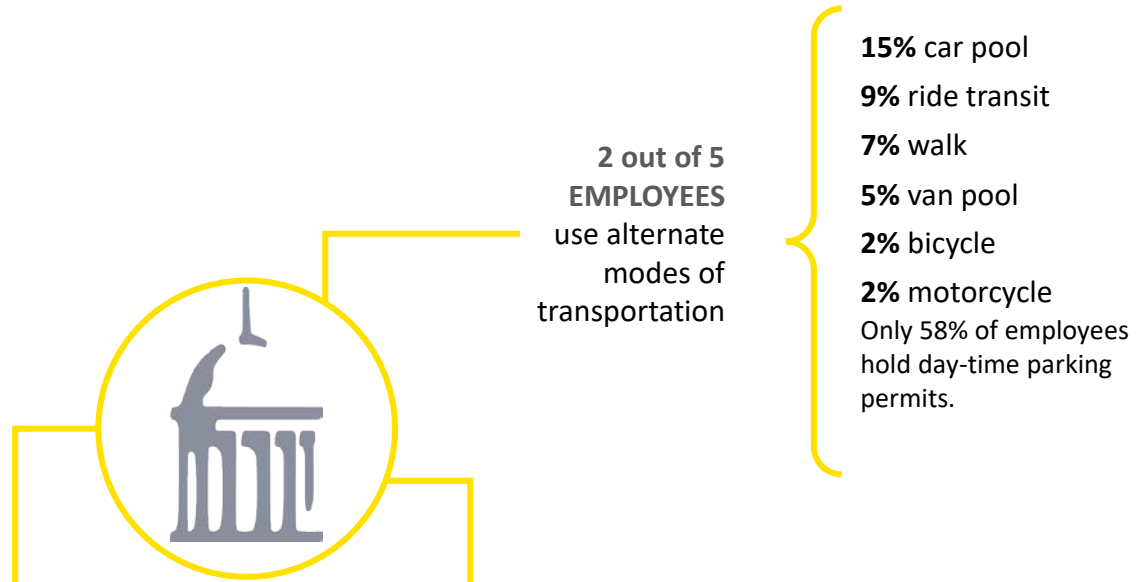
Our campus is now home to 21,201 employees and 33,564 students with 6,434 students living on campus. Additionally UI Hospitals and Clinics and the UI Dental Clinics host up to 10,491 patients and visitors each day.

Our operations and services help meet the demand of our campus population while promoting sustainable land use and renewable fuel sources. Iowa City has the lowest percentage of single-occupant employee vehicles among all Big 10 communities, surpassing the next closest by nearly 10%.

The employee van pool and bus pass programs reduce parking demand by nearly 2,000 spaces. Car pools, walking, and bicycling further reduce demand meaning more space is available for vital buildings and green space.



# PARKING AND TRANSPORTATION | MAIN CAMPUS



## Public Transit Trips Per Capita

Rank	URBAN AREA	METRO POPULATION (2012)	TRIPS PER CAPITA
5	Boston, MA-NH-RI	4,261,138	94.3
9	Chicago, IL-IN	8,666,409	74.7
11	Iowa City, IA	109,437	66.0
12	Seattle, WA	3,169,595	63.6
150	Des Moines, IA	461,606	10.0

Source: Federal Transit Administration

- 1,999 student bus passes
- 227 student night and weekend parking permits
- 3,545 day-time student parking permits
- 995 student motorcycle parking permits

# PARKING AND TRANSPORTATION | PARKING

## PARKING BY THE NUMBERS

<b>16,207</b> Total parking spaces managed	<b>5,413</b> Bicycle parking spaces
<b>2,498,618</b> FY17 cashiered transactions	<b>48%</b> Reduction in number of citations issued annually since 2002
<b>1,519</b> Motorist assists including jump starts and gas in FY17	<b>16%</b> Number of free citation issued in FY17 as educational warnings
<b>19,240</b> Parking permits for faculty, staff, and students	

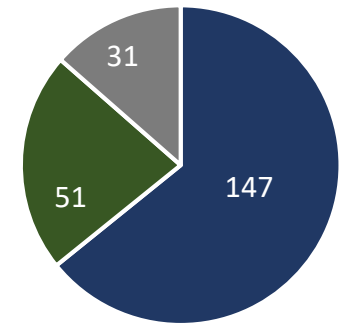
## PARKING

The Parking and Transportation Department provides and supports access, mobility and transportation services to patients, visitors, students, faculty, staff.

The parking system is a self-supporting enterprise providing parking for the main campus including University of Iowa Hospitals and Clinics and academic, athletic, and entertainment events.

Operating costs are magnified by expansion, the use of structured parking (31% of capacity), loss of existing facilities to new building construction, and the need to replace or re-construct older existing facilities.

## Parking Employee Composition

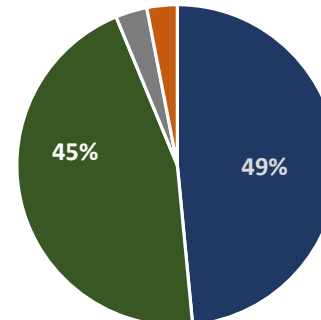


■ Student ■ Full-time ■ Temporary

## Main Campus Parking Space Allocation

	Permit Parking	Hourly Parking	Service Vehicle	Totals
Surface Lots	9,037	1,603	464	<b>11,104</b>
Structured	1,506	3,581	16	<b>5,103</b>
<b>Total</b>	<b>10,543</b>	<b>5,184</b>	<b>480</b>	<b>16,207</b>

## Parking Revenues FY17

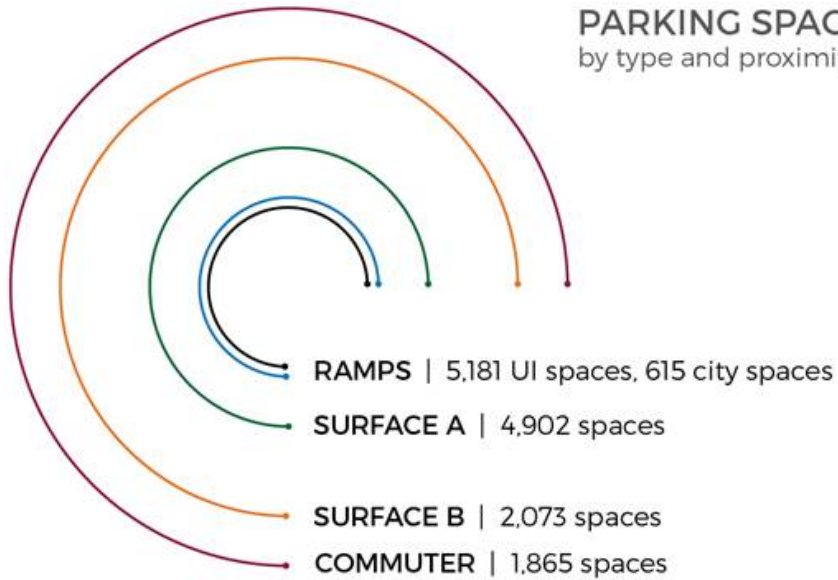


■ Permit Parking Fees  
 ■ Hourly Parking Fees  
 ■ Athletic Events/ Investments/ Misc.  
 ■ Citations

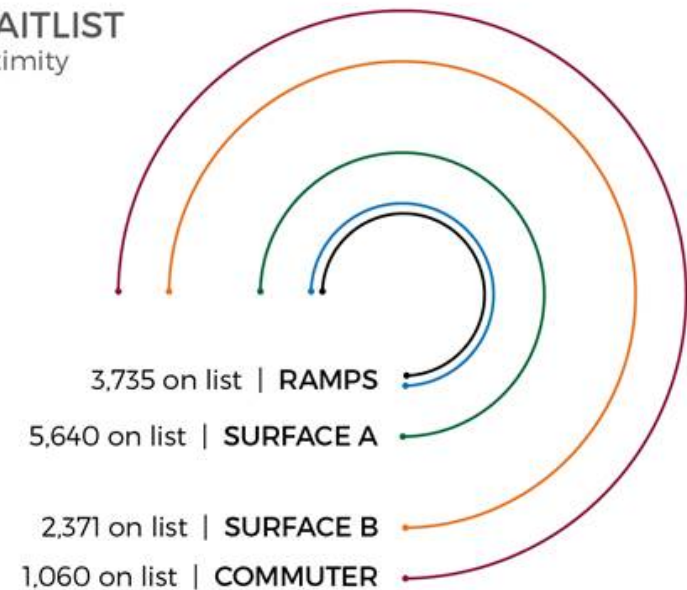
**\$22,355,787 total revenue**

# CURRENT PARKING INVENTORY AND DEMAND

## PARKING SPACES by type and proximity



## PARKING WAITLIST by type and proximity





### COMMUTER PROGRAMS

Employs transportation demand management strategies to reduce parking costs for students and employees, to preserve valuable campus land for facilities, and to reduce vehicle emissions by reducing vehicle miles.

### THE PROGRAMS

- Employee Vanpool
- Student U-PASS
- Employee U-PASS
- Employee Carpool
- UI RideShare Network
- Bicycle
- Car Sharing/Zipcar

### SUSTAINABILITY

The university set goals in the 2020 Vision to reduce carbon emissions of university related transportation by 10% per capita from fossil fuel produced CO2.

In FY2017, all vans used in the employee vanpool program are E85 fuel capable. Approximately 6,117,709 miles were saved this year by commuting employees using the vanpool program instead of driving alone.

The U-PASS program was established to allow discounted rates for employees and students to use Iowa City and Coralville transit.

On average 1,903,904 miles are saved per year by students and employees electing to use the Iowa City transit bus pass program, U-PASS (which began in 1996 and 2000 respectively).



## COMMUTING BY THE NUMBERS

**67.6**

Longest one-way van pool commute

**2,223**

Bicycles parked at peak weekday time on campus

**3,561**

U-Passes for employees and students

**11<sup>th</sup> in the Nation**

Transit rides per/capita

**79,026**

Car sharing miles driven FY17

**590**

Vanpool members

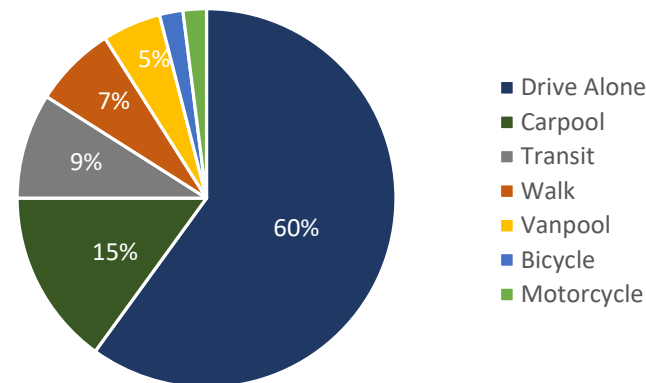
**8,021,650**

Annual commute miles reduced by vanpool and U-PASS programs

**11.1%**

Walk to work in Iowa City

Employee Travel Mode\*



# PARKING AND TRANSPORTATION | Fleet Services

## FLEET SERVICES BY THE NUMBERS

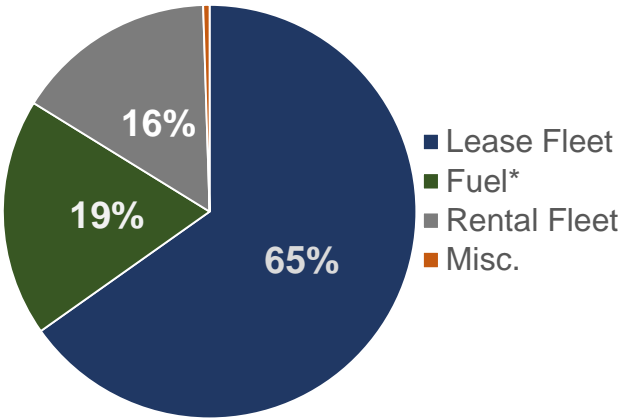
<b>12,192</b> Fleet Services rental days in FY17	<b>6,078,775</b> Miles driven by fleet vehicles FY17
<b>242,461</b> Gallons of E85 used in FY17	<b>17.6%</b> Reduction in non-renewable CO2 emissions since FY10
<b>71.4%</b> Of total miles driven in FY17 were by lease fleet vehicles	<b>622</b> Fleet vehicle inventory FY17

### FLEET SERVICES

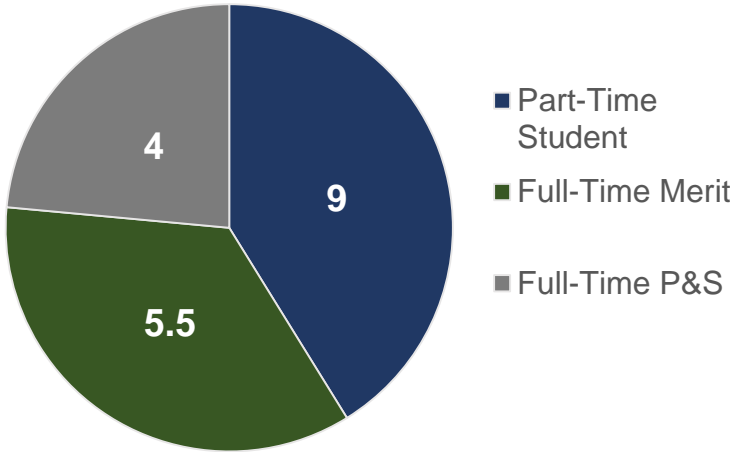
Fleet Services provides and supports 622 service vehicles used to maintain and support campus functions. They range from garbage and dump trucks down to small fully-electric cars. A separate daily rental operation of 51 light duty vehicles supports faculty, staff, and students need to travel across the state and the country for research, health care service, and to attend a variety of events and functions.

Maintenance is provided by an on-campus repair facility housed within the CAMBUS maintenance garage with some repairs outsourced to local shops. Fueling operations consists of four 12,000 gallon tanks holding E-85, E-10 and two mixtures of bio-diesel fuel; one for CAMBUS and another for all other equipment stored outdoors.

Fleet Services Revenues FY17



Fleet Services Employee Composition



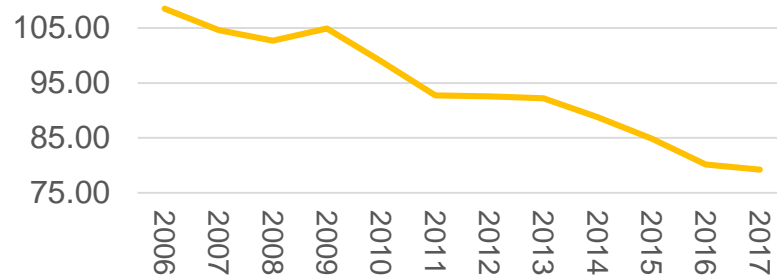
\*Not including Rental Fleet



## SUSTAINABILITY

Fleet Services has played a vital role in achieving the university's 2020 Vision for a 10% reduction in per capita emissions of fossil fuel-produced CO2. Parking and Transportation surpassed the 10% reduction goal by 2016 reaching a reduction rate of 19%.

### Non-Renewable CO2 Per Capita Emissions



### Fleet Services Vehicle Inventory by Fuel Type

E85	E10	Diesel	Hybrid	Electric	Total
396	154	32	25	15	622

### Fleet Services Total Miles FY17

Vehicle Class	Rental Miles	Lease Miles
Sedans	900,620	1,080,587
Minivans	534,501	1,003,766
Electric Utility Vehicles	0	4,033
Sport Utility Vehicles	273,400	302,483
Large Passenger Vans	256	629,223
Cargo vans	12,795	245,254
Pickups	5,839	463,526
Trucks < 14,001 GVWR	11,037	238,245
Trucks b/w 14,001 and 19,500 GVWR	—	77,436
Trucks b/w 19,501 and 26,000 GVWR	—	27,555
Truck b/w 26,001 and 33,000 GVWR	—	76,902
Truck > 33,000 GVWR	—	13,458
Enforcement SUVs, Motorcycles, Sedans	—	177,859
<b>Totals</b>	<b>1,738,448</b>	<b>4,340,327</b>

6,078,775 miles driven by fleet vehicles FY17

# PARKING AND TRANSPORTATION | CAMBUS

## CAMBUS BY THE NUMBERS

<b>29,639</b> Record single-day ridership (February 18, 2015)	<b>9,581</b> Number of ADA lift rides provided by CAMBUS FY17
<b>2,900</b> Student labor hours worked/ week	<b>\$430,000</b> Cost of a new 2017 bus, Federal Transit Administration pays 80%
<b>39%</b> Of service links 5,000 peripheral parking spaces with main campus	<b>3,986,452</b> Rides FY17, max 4,720,664 in FY14

## CAMBUS

Since 1972 CAMBUS has been the university's public transit system to deliver no-fare, fixed-route service throughout campus. CAMBUS also operates a specialized service for persons with disabilities, the BIONIC Bus.

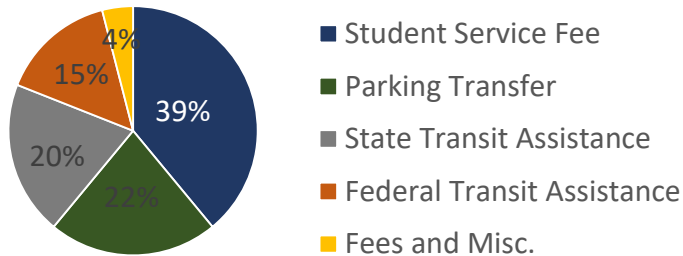
CAMBUS ridership combined with Iowa City and Coralville Transit, equaled 6.1 million rides in FY2017. Our metro area traditionally provides more rides than any other Iowa metro area.

## SUSTAINABILITY

Public transportation as an industry limits overall vehicle emissions by reducing the number of single occupant vehicles on the road. For CAMBUS this translated to an average of 56 riders per service hour in FY2017.

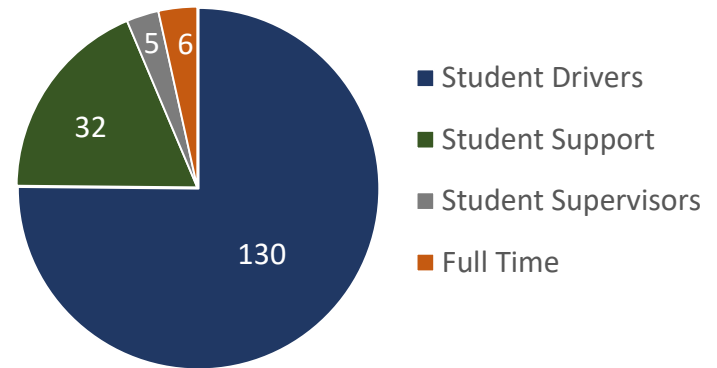
The fleet consists of 28 transit buses and 6 mini-buses. Buses acquired since 2008 are powered by low-emission bio-fueled diesel engines.

## CAMBUS Revenues FY17



**\$4,088,000 total revenue**

## CAMBUS Employee Composition



**130,000 student hours per year FY17**

# WHERE WE ARE GOING

Our culture, path forward, and expectations for ourselves

# Our environment | Where we are going

Funding cuts from the state

Much closer review of programs on campus

Campus-wide budget impacts

Unknown salary increases

Keen eye on cost saving and efficiency gains

“

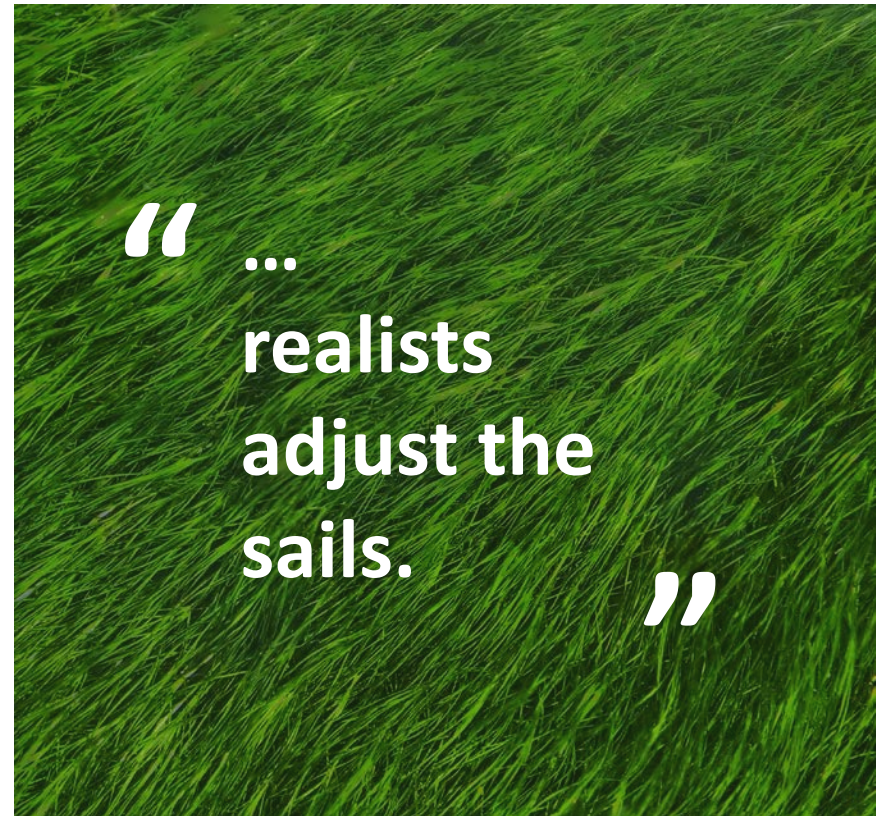
**Pessimists  
complain about  
the wind.  
Optimists expect  
it to change...**

”

# Our response | Where we are going


We create a culture of engagement, creativity and collaboration


- World-class service
- Thorough discussion that leads to impactful decisions
- Nimble, flexible, responsive
- Be proud of our work!





# Our response | Core Values

 THE UNIVERSITY OF IOWA  
*Parking & Transportation provides great service through:*



**CORE VALUES**

- Opening Lines of Communication
- Supporting Each Other to Reach Goals
- Working Hard Together
- Giving Great Service
- Encouraging Excellence & Innovation
- Responding Consistently to Challenge & Change

*Integrity, honesty, and respect are our foundation.*





# THANK YOU

For everything you do to move the University of Iowa forward.